



NMCR L

NATO MASTER CATALOG OF REFERENCES FOR LOGISTICS

Quick Guide

File search

Content

The four ways to look for information in NMCRL Web are described in their dedicated video tutorials:

Thank you for using the NMCRL Web, and by that, supporting NATO and its Allies armed forces.

This guide describes one option to search in the NATO approved items database:

- The File Search

Global Search

Search NMCRL for...

Categorized search

Other Categories

Item identification

NSC

NSC Title

TIIC

NCB assigning NSN

NSN/NIIN SC

Advanced Search



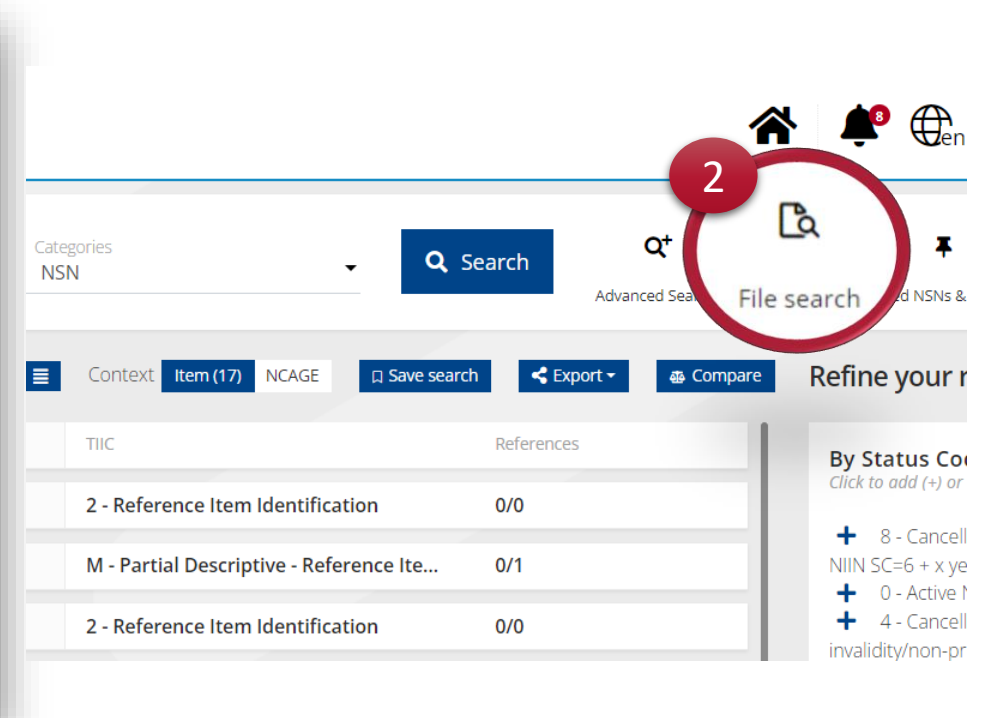
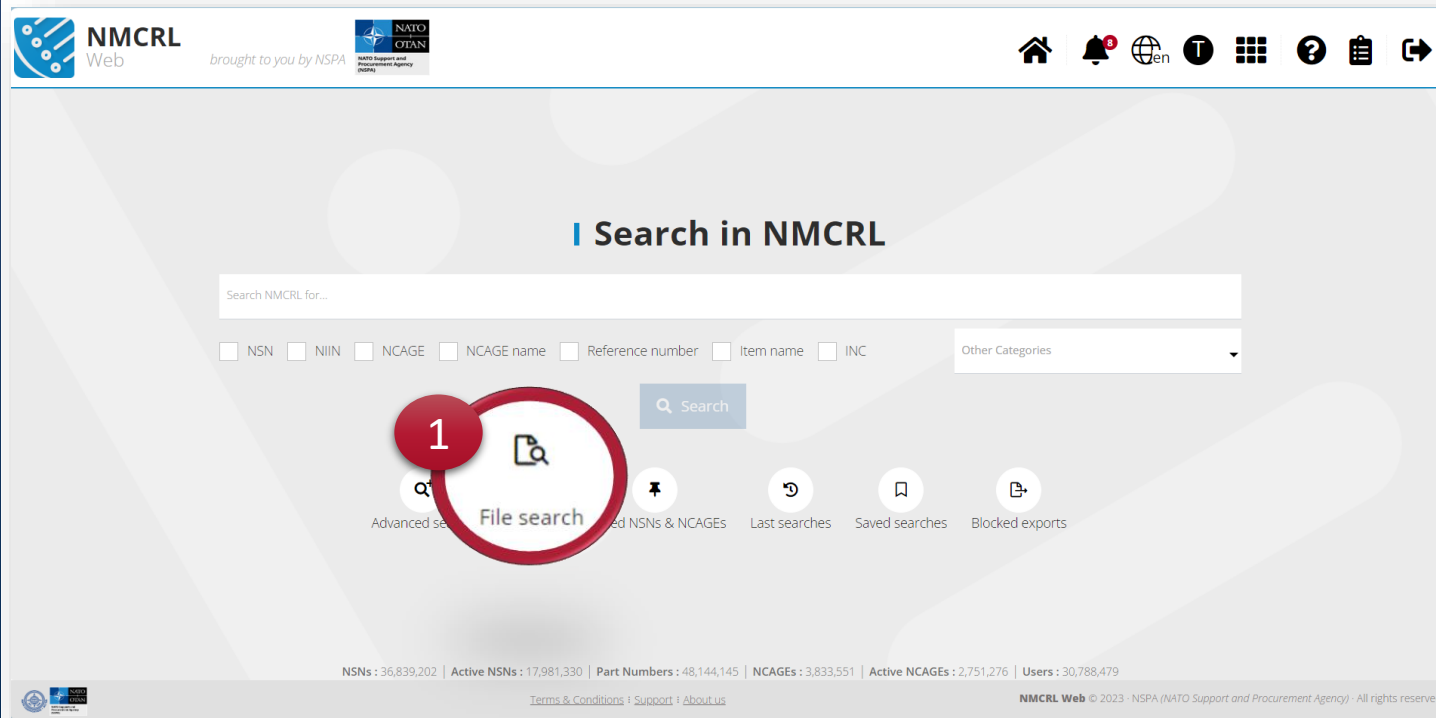
This tutorial

File Search




The file search is a major asset for those who want to search a LOT of data at once. Just load up your file with the NSNs, NCAGEs or References you are looking for, make yourself a cup of coffee and recover your results when you get back.

1. File search can be reached directly from the NCMRL Web homepage or;
2. From the upper right part of the results screen





Before uploading, prepare your file. This file must be in csv format.

Upload .csv (comma delimited) file

Select a .csv file  Select .csv file File type

File preview



 Display result(s)

Here are the requirements for your file:

- It shall not contain any header.
- The input file must contain the following data
 - o Either only a NATO Item identification Number or NSN
 - o Or a NIIN or NSN formatted data
 - o Or a list of reference numbers
 - o Or a list of NCAGE code and references
 - o Or a list of NCAGE
 - o Or a list of INC
 - o Or a list of reference number and NCAGE Names

If the file contains NCAGEs and NSNs, the system will take the data in the first column only.

Upload .csv (comma delimited) file

Multiple file format detected, please select the file type.

1

-S-N.csv

Select .csv file

NSN

3

, (com..

4

File preview

21 NSNs found

2

2320-12-388-4538

2610-12-351-8829

6150-12-342-8600

9905-12-391-5551

Display result(s)

1. Now, select your file and upload it.
For this example, we are going to load a file containing NATO item identification numbers (NSN).
2. The system has recognized that the file was containing NSNs and take the NSN as the input field.
3. If that isn't the case, select the file type
4. Check the separator
5. You would click on Display Results to display the information NMCRL associated with your file input.

Search NMCRL for... Categories Search Advanced Search File search Pinned NSNs & NCAGES Last searched Pinned searches

Items of supply Display Item (20) NCAGE Save search Export Compare

NSN	Item name	Status	TIIC	References
6140-12-381-0380	BATTERY,STORAGE	0	4 - Partial Descriptive Item Identification	0/9
3040-12-365-8313	LEVER,MANUAL	0	4 - Partial Descriptive Item Identification	0/4
4720-12-303-4465	HOSE ASSEMBLY,NONMETALLIC	0	2 - Reference Item Identification	0/2
2910-12-366-3519	FILTER ELEMENT,FLUID	0	4 - Partial Descriptive Item Identification	0/15
9905-12-391-5551	SIGN,TRAFFIC	0	2 - Reference Item Identification	0/3
4210-12-375-7847	EXTINGUISHER,FIRE	0	4 - Partial Descriptive Item Identification	0/3
6150-12-342-8600	CABLE ASSEMBLY,SPECIAL PURPOSE,ELECTRICAL	0	2 - Reference Item Identification	0/2
2940-12-366-3520	FILTER ELEMENT,FLUID	0	4 - Partial Descriptive Item Identification	0/11
6240-12-383-6398	LAMP ASSORTMENT	0	2 - Reference Item Identification	0/2

Export CSV
Export XML



1. Access the list of results by clicking on display results

Please note that since you are the provider of this data, there is no way for the system to further refine your search.

2. If you are interested exporting your results, click on “Export” and choose your format and approve to go. For more information on how to export, please refer to the dedicated tutorial.



Still need help?

- NMCRL Tutorials in [English](#) – In [French](#)
- NMCRL FAQ in [English](#) – In [French](#)
- NMCRL HelpDesk (technical issues): nmcrl-help@nspa.nato.int
- NMCRL Subscription (subscriptions and renewals): nmcrl@nspa.nato.int